CXTM US TRAILER CONNECTOR WIRING GUIDE

A4 LANDSCAPE · MALE / PLUG + FEMALE / SOCKET · PIN FUNCTION & WIRE COLOR

V1.3

4-WAY FLAT

4 CONTACTS · 12V

MALE / PLUG



FEMALE / SOCKET



PIN	FUNCTION	WIRE COLOR
01	Ground	White
02	Tail / Running Lights	Brown
03	Left Turn / Stop	Yellow
04	Right Turn / Stop	Green

4-WAY ROUND

4 CONTACTS · 12V

MALE / PLUG



FEMALE / SOCKET



PIN	FUNCTION	WIRE COLOR
01	Ground	White
02	Tail / Running Lights	Brown
03	Left Turn / Stop	Yellow
04	Right Turn / Stop	Green

5-WAY FLAT

5 CONTACTS · 12V

MALE / PLUG



FEMALE / SOCKET



PIN	FUNCTION	WIRE COLOR
01	Ground	White
02	Tail / Running Lights	Brown
03	Left Turn / Stop	Yellow
04	Right Turn / Stop	Green
05	Reverse Lockout	Blue

6-WAY ROUND

6 CONTACTS · 12V

MALE / PLUG



FEMALE / SOCKET



PIN	FUNCTION	WIRE COLOR
01	Ground	White
02	Tail / Running Lights	Brown
03	Left Turn / Stop	Yellow
04	Right Turn / Stop	Green
05	Electric Trailer Brakes	Blue
06	+12V Auxiliary Power	Black

7-WAY RV BLADE

7 CONTACTS · 12V

MALE / PLUG

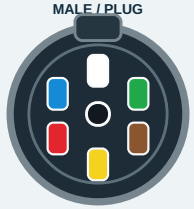

FEMALE / SOCKET

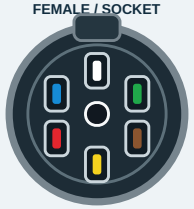

PIN	FUNCTION	WIRE COLOR
01	Ground	White
02	Electric Brake Output	Blue
03	Tail / Running Lights	Green
04	+12V Auxiliary Power	Black
05	Left Turn / Stop	Red
06	Right Turn / Stop	Brown
07	Reverse / Backup Lights	Yellow

IMPORTANT Wire colors are typical and may vary. Verify connector face orientation and manufacturer pin schedule. 6-way blue / black positions may be reversed.